

**Carmichael**RECREATION AND  
PARK DISTRICT

# Memo

**To:** Advisory Board of Directors

**From:** Alaina Lofthus, Recreation Services Manager

**Date:** January 18, 2020

**Subject:** Recreation Activity Reports for October, November, and December 2019

---

Attached are the monthly recreation activity reports for October, November, and December 2019. These reports reflect the number of people using our district facilities, participating in our recreation programs, and attending our special events.

Here are some highlights reflected in the reports:

- **Events:** The district had some great events in this reporting period including the Community Dance at La Sierra with the John Skinner Band, the Wall of Honor Ceremony at Patriots Park, the Annual Tree Lighting, and Silent Sleigh. An event attendee at the Wall of Honor Ceremony, whose son is one of the fallen heroes, thanked the district staff for this event and shared how meaningful it is for him and his family to celebrate their son's life and to pay tribute to his sacrifice.
- **Classes:** The district's popular Tai Chi class was back for this reporting period. The class is well attended and has active participants who are appreciative the district's instructor decided to keep teaching and postpone his retirement. The sign language class experienced a significant increase in October, up 13 participants. Baby Ballet continues to be a consistently attended class for the district and CPR and First Aid had two successful months in November and December.
- **Youth Development Programs:** The Kid's Hangout After School Program experienced a small dip in October but recovered well with increased daily attendance in November and December. The program had 52 children attend their Thanksgiving Break Camp and 38 attend their Winter Break Camp. The Carmichael Parks Foundation funded a special field trip to the Aerospace Museum of California for the children who attended the Winter Break Camp.

- Sports: The fall youth sports programs had an overall increase in participation of 14 children, with 261 children participating compared to 247 children for last year's fall sports. This increase occurred even with the cancellation of the Jr. NFL Program due to schedule conflicts with Fair Oaks Recreation and Park District. The largest increases were in Elementary Volleyball and Middle School Boys Basketball leagues.

The district's adult sports leagues also experienced an increase in participation this fall. The district had a total 68 teams register in its basketball, volleyball, and softball leagues. This is an increase of 10 teams from fall 2018.

- Facility Rentals: During this reporting period, the district had 242 facility rentals, an 8% growth from last year. November was a busy month as each facility, except Room 800, increased in number of rentals. The Cypress room at the La Sierra Community Center overall had the largest increase in the number of rentals during this reporting period from 23 in 2018 to 35 in 2019. This can be mostly attributed to the return of a regular weekly rental after this group ended their previous rentals in May 2018.

Carmichael Recreation and Park District  
Recreation Activity Report

<b>October 2019</b>	<b># OF DAYS</b>	<b>AVG. DAILY ATTEND.</b>	<b>2019 TOTAL ATTEND</b>	<b>2018 TOTAL ATTEND</b>	<b>2019 EST SPEC</b>
<b>Special Events</b>					
Park Rec and Eat It	1	1,000	1,000	1,200	
Community Dance	1	250	250	200	
Community Garden Workday	1	18	18	15	
Jenson Botanical Garden Workday	1	5	5	7	
<b>Total Special Events</b>	<b>4</b>	<b>1,273</b>	<b>1,268</b>	<b>1,422</b>	
<b>Programs/Classes</b>					
Baby Ballet (includes Pre-Ballet)	4	23	92	44	
Community Garden - Sutter	31	15	465	775	
CPR/First Aid	0	0	0	7	
Creative Movement	4	10	40	48	
Fitness	28	6	168	144	
Guitar: Introduction Part 1	3	5	15	20	
Guitar: Introduction Part 2	0	0	0	10	
Hoopdance Happiness	3	3	9	0	
Kidz Love Soccer - Saturday Classes					
Mommy/Daddy & Me	4	5	20	40	
Tot/Pre-Soccer	4	13	52	40	
Soccer 1	4	8	32	36	
Soccer 2/ Skills and Scrimmages	4	10	40	52	
Mommy/Daddy & Me Playdate	0	0	0	24	
Migrating to Windows 10 from Windows 7	1	5	5	0	
Preschool Hip Hop	0	0	0	6	
Sign Language - Beginning	1	15	15	0	
Tai Chi	9	11	99	168	
Tap - Beginning	0	0	0	18	
Tennis					
Beginning Youth T/Th	8	7	56	56	
Beginning Adult T/Th	8	2	16	14	
Munchkins T/Th	0	0	0	7	
<b>Total Programs/Classes</b>	<b>116</b>	<b>138</b>	<b>1,124</b>	<b>1,509</b>	
<b>KIDS CORNER</b>					
Building Bridges					
Carmichael	21	85	1,785	1,785	
Deterding	21	85	1,785	1,785	
Kelly	21	85	1,785	1,785	
Peck	21	85	1,785	1,785	
Rogers	21	55	1,155	1,155	
Kid's Hangout					
After School	23	49	1,127	1,334	
Kid's Night Out	0	0	0	26	
Tiny Tots					
Monday, Wednesday, Friday	11	8	88	176	
Tuesday, Thursday	10	15	150	56	
<b>Total Programs/Classes</b>	<b>149</b>	<b>467</b>	<b>9,660</b>	<b>9,887</b>	

<b>October 2019</b>	<b># OF DAYS</b>	<b>AVG. DAILY ATTEND.</b>	<b>2019 TOTAL ATTEND</b>	<b>2018 TOTAL ATTEND</b>	<b>2019 EST SPEC</b>
<b>ADULT SPORTS ACTIVITIES</b>					
Adult Basketball Leagues - 19 teams					
5-Man Mon - 10 teams	4	100	400	80	400
3-Man Wed - 9 teams	5	45	225	180	300
Adult Volleyball Leagues - 44 teams					
Women's Tues. "A" Division - 5 teams	5	40	200	0	500
Women's Tues. "BB/B" Division - 8 teams	5	64	320	480	500
Co-Ed Wed. Reverse Quads "A" Division - 9 teams	5	36	180	192	500
Co-Ed Thurs. "CC" Division - 13 teams	4	104	416	352	400
Women's Thurs Quads "A" Div - 5 teams	4	30	120	96	400
Women's Thurs Quads "B" Div - 4 teams	4	24	96	120	400
Adult Softball Leagues - Fall					
Coed Friday Nights D Division - 5 teams	4	80	320	240	400
Pickleball					
Drop-In Program: Tuesdays and Thursdays	10	30	300	243	30
<b>Total Adult Sports</b>	<b>50</b>	<b>553</b>	<b>2,577</b>	<b>1,983</b>	<b>3,830</b>
<b>YOUTH SPORTS</b>					
Elementary Volleyball	3	43	129	99	600
Middle School Volleyball	18	98	1,764	1,547	9,000
Jr. NFL Flag Football	0	0	0	270	0
Elementary Flag Football Clinics	2	11	22	18	44
Middle School Flag Football	11	17	187	285	400
Middle School Boys Basketball	2	92	184	154	368
<b>Totals Youth Sports</b>	<b>36</b>	<b>261</b>	<b>2,286</b>	<b>2,373</b>	<b>10,412</b>
<b>Total Activities for October 2019</b>	<b>355</b>	<b>2,692</b>	<b>16,915</b>		<b>14,242</b>
Total Activities October 2018	358	2,797	17,167	17,167	14,513
<b>DISTRICT REGULAR USER GROUPS</b>					
<i>Carmichael Park/ Ball Fields, La Sierra, Del Campo</i>					
Advisory Board Meeting (CH2)	1	15	15	15	
American Legion (Vets Hall)	1	15	15	15	
Assistance Women's League (CH 1&2)	1	150	150	150	
Bike Hikers - Sacramento	1	100	100	100	
Boy Scouts - Crew 55 (LS Cypress Room)	0	0	0	80	
Cactus and Succulent Society (CH1)	1	90	90	90	
Capital A's Club (Vets Hall)	1	150	150	150	
Capital Valley Youth Soccer League (LS) La Sierra Club	15	150	2,250	1,950	
Capital Valley Youth Soccer League (LS) Carmichael Club	15	700	10,500	8,450	
American River Futbol Club (DC Park)	15	30	450	650	
Del Campo Youth Soccer Club (DC Park)	15	30	450	0	
Carmichael Girls Softball Games/Practices (BF 1-5)	25	150	3,750	3,450	
Carmichael Little League (LS)	25	150	3,750	3,450	
Carmichael Senior Citizen Club (CH1)	2	20	40	20	
Carmichael Senior Softball Tues(BF 3&4)	5	30	150	175	
Carmichael Senior Softball Thurs(BF3&4)	5	30	150	140	
Disabled American Veterans (VH & NR) (DAV)	1	40	40	40	
Organic Gardening Club (CH1)	1	35	35	35	
Farmers Market - Sundays	4	1,000	4,000	4,000	
<b>Totals District User Groups</b>	<b>134</b>	<b>2,885</b>	<b>26,085</b>	<b>22,960</b>	

<b>October 2019</b>	<b># OF DAYS</b>	<b>AVG. DAILY ATTEND.</b>	<b>2019 TOTAL ATTEND</b>	<b>2018 TOTAL ATTEND</b>	<b>2019 EST SPEC</b>
<b>RENTAL FACILITY USE</b>					
<b>Carmichael Park</b>					
<b>Clubhouse 1 &amp; 2 - 1 Rentals</b>					
Linda Moslehi	1	70	70	<b>4 Rentals</b>	
<b>Veterans Hall - 5 Rentals</b>					
Jerry Huang	1	65	65	<b>4 Rentals</b>	
Jenee Douglas	1	50	50		
Barbara Underwood	1	40	40		
Shannon Parrish	1	75	75		
Norma Ramirez	1	40	40		
<b>Tennis Courts &amp; Restroom - 6 Rentals</b>					
Maureen Barnett - Rio Americano Girls Tennis	3	25	75	<b>6 Rentals</b>	
Sohair Kaczmarek	3	35	105		
<b>Picnic Shelter - 5 Rentals</b>					
Lyman Magee	1	100	100	<b>5 Rentals</b>	
Austin Ceglecki	1	35	35		
Mary Velez	1	40	40		
Jacob Martin	1	50	50		
Jamie Pingree	1	150	150		
<b>Bandshell - 2 Rentals</b>					
Roman Romaso	1	200	200	<b>2 Rentals</b>	
Jasmine Nazareno	1	50	50		
<b>Softball Field - 0 Rental</b>					
	0	0	0	<b>1 Rental</b>	
<b>Jensen Botanical Garden - 0 Rental</b>					
	0	0	0	<b>1 Rental</b>	
<b>Total Rental Facility Use Carmichael Park</b>	<b>19</b>	<b>1,025</b>	<b>1,145</b>		
<b>La Sierra Community Center</b>					
<b>John Smith Hall - 7 Rentals</b>					
Himanshu Patel-Gujurati Samaj	1	300	300	<b>8 Rentals</b>	
Jane Aguiar	1	320	320		
Vitaliy Matriychuk	1	175	175		
Heera Kulkami	1	300	300		
Nora Birkenstock	1	180	180		
Jenn Wilson - TRS	1	200	200		
Kathi Barber - TRS	1	80	80		
<b>John Smith Hall Kitchen Only - 1 Rental</b>					
Jenn Wilson - TRS	1	40	40	<b>1 Rental</b>	
<b>Cypress Room - 13 Rentals</b>					
Heera Kulkami	1	150	150	<b>9 Rentals</b>	
Josphat Wainaina	4	35	140		

<b>October 2019</b>	<b># OF DAYS</b>	<b>AVG. DAILY ATTEND.</b>	<b>2019 TOTAL ATTEND</b>	<b>2018 TOTAL ATTEND</b>	<b>2019 EST SPEC</b>
Kathi Barger - TRS	6	25	150		
Jessica Simpson	1	50	50		
Jacqueline Johnson	1	50	50		
<b>Room 800 - 4 Rentals</b>				<b>4 Rentals</b>	
Heera Kulkami	1	50	50		
Donna Bassham	1	20	20		
Jinx Liberato	1	20	20		
Angela West	1	20	20		
<b>Gymnasiums - 26 Rentals</b>				<b>32 Rentals</b>	
Curtis Gee - SPVC	10	60	600		
CMP	4	40	160		
MORPD	4	500	2,000		
Kathi Barber - TRS	6	80	480		
Eric Kitsuda - West Coast Youth Sports	2	400	800		
<b>Fields - 3 Rentals</b>				<b>0 Rentals</b>	
Dirt Dogs - Baseball Field	3	15	45		
<b>Total Rental Use La Sierra</b>	<b>54</b>	<b>3,110</b>	<b>6,330</b>	<b>4,279</b>	
<b>Total Rental Use (CP and LS Rentals Only)</b>	<b>73</b>	<b>4,135</b>	<b>7,475</b>	<b>5,974</b>	
<b>Total Group User/Rentals October 2019</b>	<b>207</b>	<b>7,020</b>	<b>33,560</b>		
Total Group/Rental October 2018	188	7,060	31,455	31,455	
<b>GRAND TOTAL October 2019</b>	<b>562</b>	<b>9,712</b>	<b>50,475</b>		<b>14,242</b>
GRAND TOTAL October 2018	546	9,857	48,622	48,622	14,513

<b>November 2019</b>	<b># OF DAYS</b>	<b>AVG. DAILY ATTEND.</b>	<b>2019 TOTAL ATTEND</b>	<b>2018 TOTAL ATTEND</b>	<b>2019 EST SPEC</b>
<b>Special Events</b>					
Park Rec and Eat It	1	800	800	800	
Wall of Honor	1	50	50	60	
Jensen Botanical Garden Workday	1	12	12	9	
<b>Total Special Events</b>	<b>3</b>	<b>862</b>	<b>862</b>	<b>869</b>	
<b>Programs/Classes</b>					
Baby Ballet (includes Pre-Ballet)	3	14	42	96	
Community Garden - Sutter	30	15	450	450	
CPR & First Aid	1	4	4	0	
Creative Movement	0	0	0	48	
Fitness	22	6	132	128	
Flow Arts for Kids, Introduction	2	2	4	0	
Guitar: Introduction Part 1	3	5	15	40	
Guitar: Introduction Part 2	0	0	0	20	
Hoopdance Happiness	3	3	9	0	
Kidz Love Soccer - Saturday Classes					
Mommy/Daddy & Me	4	5	20	30	
Tot/Pre-Soccer	4	13	52	30	
Soccer 1	4	8	32	32	
Soccer 2/ Skills and Scrimmages	4	10	40	39	
Migrating to Windows 10 from Windows 7	2	2	4	0	
Mommy/Daddy & Me Playdate	0	0	0	18	
Preschool Hip Hop	0	0	0	6	
Tai Chi	10	9	90	0	
Tap - Beginning	0	0	0	12	
Tennis					
Beginning Youth T/Th	6	9	54	48	
Beginning Adult T/Th	6	2	12	2	
Munchkins T/Th	0	0	0	6	
<b>Total Programs/Classes</b>	<b>104</b>	<b>107</b>	<b>960</b>	<b>1,005</b>	
<b>KIDS CORNER</b>					
<b>Building Bridges</b>					
Carmichael	14	85	1,190	1,275	
Deterding	14	85	1,190	1,275	
Kelly	14	85	1,190	1,275	
Peck	14	85	1,190	1,275	
Rogers	14	55	770	825	
<b>Kid's Hang Out</b>					
After Care	15	54	810	848	
Thanksgiving Break Camp	3	52	156	126	
<b>Tiny Tots</b>					
Monday, Wednesday, Friday	9	9	81	144	
Tuesday, Thursday	5	13	65	56	
<b>Total Programs/Classes</b>	<b>102</b>	<b>523</b>	<b>6,642</b>	<b>7,099</b>	

<b>November 2019</b>	<b># OF DAYS</b>	<b>AVG. DAILY ATTEND.</b>	<b>2019 TOTAL ATTEND</b>	<b>2018 TOTAL ATTEND</b>	<b>2019 EST SPEC</b>
<b>ADULT SPORTS ACTIVITIES</b>					
Adult Basketball Leagues - 19 teams					
5-Man Mon - 10 teams	2	100	200	80	200
3-Man Wed - 9 teams	1	45	45	180	60
Adult Volleyball Leagues - 44 teams					
Women's Tues. "A" Division - 5 teams	1	40	40	0	100
Women's Tues. "BB" Division - 8 teams	0	0	0	96	0
Co-Ed Wed. Reverse Quads "A" Division - 9 teams	1	36	36	96	100
Co-Ed Thurs. "CC" Division - 13 teams	2	104	208	264	200
Women's Thurs Quads "A" Div - 5 teams	2	30	60	72	200
Women's Thurs Quads "B" Div - 4 teams	0	0	0	90	0
Adult Softball Leagues -					
Coed Friday Nights D Division - 5 teams	3	80	240	180	300
Pickleball					
Drop-In Program: Tuesdays and Thursdays	6	28	168	238	18
<b>Total Adult Sports</b>	<b>18</b>	<b>463</b>	<b>997</b>	<b>1,296</b>	<b>1,178</b>
<b>YOUTH SPORTS</b>					
Jr. NFL Flag Football	0	0	0	108	0
Middle School Flag Football	2	17	34	114	0
Middle School Boys Basketball	15	92	1,380	1,386	7,000
<b>Totals Youth Sports</b>	<b>17</b>	<b>109</b>	<b>1,414</b>	<b>1,608</b>	<b>7,000</b>
<b>Total Activities for November 2019</b>	<b>244</b>	<b>2,064</b>	<b>10,875</b>		<b>8,178</b>
Total Activities November 2018	267	2,107	11,890	11,890	8,905
<b>DISTRICT REGULAR USER GROUPS</b>					
<i>Carmichael Park/ Ball Fields, La Sierra, Del Campo</i>					
Advisory Board Meeting (CH2)	1	15	15	15	
American Legion (Vets Hall)	1	15	15	15	
Assistance Women's League (CH 1&2)	1	150	150	150	
Bike Hikers - Sacramento	1	100	100	100	
Boy Scouts - Crew 55 (LS Cypress Room)	0	0	0	40	
Cactus and Succulent Society (CH1)	1	90	90	90	
Capital A's Club (Vets Hall)	1	150	150	150	
Capital Valley Youth Soccer League (LS) La Sierra Club	8	150	1,200	1,650	
Capital Valley Youth Soccer League (LS) Carmichael Club	11	700	7,700	7,150	
American River Futbol Club (DC Park)	8	30	240	550	
Del Campo Youth Soccer Club (DC Park)	8	30	240	0	
Carmichael Girls Softball Games/Practices (BF 1-5)	10	150	1,500	2,250	
Carmichael Little League (LS)	10	150	1,500	2,250	
Carmichael Senior Citizen Club (CH1)	1	20	20	20	
Carmichael Senior Softball Tues (BF3&4)	4	30	120	140	
Carmichael Senior Softball Thurs(BF3&4)	3	30	90	140	
Disabled American Veterans (VH & NR) (DAV)	1	40	40	40	
Organic Gardening Club (CH1)	1	35	35	35	
Farmers Market - Sundays	4	1,000	4,000	4,000	
<b>Totals District User Groups</b>	<b>75</b>	<b>2,885</b>	<b>17,205</b>	<b>18,785</b>	



<b>November 2019</b>	<b># OF DAYS</b>	<b>AVG. DAILY ATTEND.</b>	<b>2019 TOTAL ATTEND</b>	<b>2018 TOTAL ATTEND</b>	<b>2019 EST SPEC</b>
<b>RENTAL FACILITY USE</b>					
<b>Carmichael Park</b>					
<b>Clubhouse 1 &amp; 2 - 8 Rentals</b>				<b>7 Rentals</b>	
Lori Rushford	1	50	50		
Marie Osborne	1	150	150		
Cheri Riley	1	150	150		
Vahid Vahdati	1	100	100		
Frank Brugger	1	100	100		
Salilo Tupu	1	100	100		
Christal Anderson	1	150	150		
Austin Ceglecki	1	75	75		
<b>Veterans Hall - 6 Rentals</b>				<b>2 Rentals</b>	
Clarissa DiGiorgio	1	30	30		
Monica Amaro	1	60	60		
Amanda Raschke	1	60	60		
Brandy Morris	1	75	75		
Claudia Locsin	1	40	40		
Cristina Rosales	1	50	50		
<b>Picnic Shelter - 2 Rentals</b>				<b>1 Rental</b>	
Melissa Nelson	1	60	60		
Felicity Norris	1	40	40		
<b>Tennis Courts - 0 Rentals</b>	0	0	0	<b>1 Rental</b>	
<b>Total Rental Facility Use Carmichael Park</b>	<b>16</b>	<b>1,290</b>	<b>1,290</b>	<b>410</b>	
<b>La Sierra Community Center</b>					
<b>John Smith Hall - 11 Rentals</b>				<b>10 Rentals</b>	
Jennifer Emory - CMP	1	1,500	1,500		
Dekontee Pearson	1	100	100		
Wesley Johnson	1	150	150		
Mary Dixon	1	250	250		
Mark Dyer	1	150	150		
Curtis Gee	1	200	200		
Marythony Sohl	1	200	200		
Brett Wolfe	1	300	300		
Kathi Barber - TRS	1	80	80		
Navnit Khalasi-Shree Machi	1	325	325		
Kathi Barber - TRS	1	500	500		
<b>John Smith Hall Kitchen Only - 1 Rental</b>				<b>1 Rental</b>	
Jenn Wilson - TRS	1	40	40		
<b>Cypress Room - 12 Rentals</b>				<b>5 Rentals</b>	
Asofiafia Faalau	1	80	80		
Roberta Rosier	1	80	80		
Kathi Baber - TRS	2	50	100		
Gail Allen	1	85	85		

<b>November 2019</b>	<b># OF DAYS</b>	<b>AVG. DAILY ATTEND.</b>	<b>2019 TOTAL ATTEND</b>	<b>2018 TOTAL ATTEND</b>	<b>2019 EST SPEC</b>
Josphat Wainaina	4	35	140		
Melissa Nelson	1	100	100		
Monique Bueina	1	50	50		
Abdul Salih	1	100	100		
<b>Room 800 - 3 Rentals</b>				<b>5 Rentals</b>	
Nina Railback	1	35	35		
Austin Ceglecki	1	30	30		
Angela West	1	12	12		
<b>Sierra Rooms - 1 Rental</b>				<b>1 Rental</b>	
Curtis Gee	1	120	120		
<b>Gymnasiums - 36 Rentals</b>				<b>29 Rentals</b>	
Kathi Barber - TRS	10	80	800		
MORPD	1	80	80		
CMP	1	80	80		
Curtis Gee - SPVC	13	60	780		
Dean Stark - Waldorf School	11	30	330		
<b>Fields - 2 Rentals</b>				<b>0 Rentals</b>	
Dirt Dogs - Baseball Field	2	15	30		
<b>Total Rental Use La Sierra</b>	<b>66</b>	<b>4,917</b>	<b>6,827</b>	<b>4,435</b>	
<b>Total Rental Use (CP and LS Rentals Only)</b>	<b>82</b>	<b>6,207</b>	<b>8,117</b>	<b>4,845</b>	
<b>Total Group User/Rentals November 2019</b>	<b>157</b>	<b>9,092</b>	<b>25,322</b>		
Total Group/Rental November 2018	148	7,654	25,354	25,354	
<b>GRAND TOTAL November 2019</b>	<b>401</b>	<b>11,156</b>	<b>36,197</b>		<b>8,178</b>
<b>GRAND TOTAL November 2018</b>	<b>415</b>	<b>9,761</b>	<b>37,244</b>	<b>37,244</b>	<b>8,905</b>

<b>December 2019</b>	<b># OF DAYS</b>	<b>AVG. DAILY ATTEND.</b>	<b>2019 TOTAL ATTEND</b>	<b>2018 TOTAL ATTEND</b>	<b>2019 EST SPEC</b>
<b>Special Events</b>					
Annual Tree Lighting/Park Rec and Eat It	1	1,500	1,500	1,500	
Silent Sleigh	1	500	500	200	
Jensen Botanical Garden Workday	1	10	10	13	
<b>Total Special Events</b>	<b>3</b>	<b>2,010</b>	<b>2,010</b>	<b>1,713</b>	
<b>Programs/Classes</b>					
Baby Ballet (includes Pre-Ballet)	3	15	45	66	
Community Garden - Sutter	31	12	372	310	
CPR/First Aid	1	6	6	5	
Fitness	15	6	90	108	
Hoopdance Happiness	3	3	9	0	
Kidz Love Soccer - Saturday Classes					
Mommy/Daddy & Me	0	0	0	30	
Tot/Pre-Soccer	0	0	0	30	
Soccer 1	0	0	0	33	
Soccer 2/ Skills and Scrimmages	0	0	0	21	
Mommy/Daddy & Me Playdate	0	0	0	18	
Preschool Hip Hop	0	0	0	6	
Tai Chi	8	7	56	0	
Tap - Beginning	0	0	0	15	
<b>Total Programs/Classes</b>	<b>61</b>	<b>49</b>	<b>578</b>	<b>642</b>	
<b>KIDS CORNER</b>					
<b>Building Bridges</b>					
Carmichael	15	85	1,275	1,275	
Deterding	15	85	1,275	1,275	
Kelly	15	85	1,275	1,275	
Peck	15	85	1,275	1,275	
Rogers	15	55	825	825	
<b>Kid's Hang Out</b>					
After Care	15	50	750	720	
Winter Break Camp - Week 1	4	38	152	120	
Kid's Night Out	0	0	0	10	
<b>Tiny Tots</b>					
Monday, Wednesday, Friday	9	9	81	160	
Tuesday, Thursday	6	13	78	48	
<b>Total Programs/Classes</b>	<b>109</b>	<b>505</b>	<b>6,986</b>	<b>6,983</b>	
<b>ADULT SPORTS ACTIVITIES</b>					
<b>Adult Basketball Leagues - 10 teams</b>					
5-Man Mon - 10 teams	3	100	300	80	300
<b>Adult Volleyball Leagues - 0 teams</b>					
Co-Ed Wed. Reverse Quads "A" Division - teams	0	0	0	48	0
<b>Pickleball</b>					
Drop-In Program: Tuesdays, Wednesdays, Thursdays	11	26	286	253	33
<b>Total Adult Sports</b>	<b>14</b>	<b>126</b>	<b>586</b>	<b>381</b>	<b>333</b>

<b>December 2019</b>	<b># OF DAYS</b>	<b>AVG. DAILY ATTEND.</b>	<b>2019 TOTAL ATTEND</b>	<b>2018 TOTAL ATTEND</b>	<b>2019 EST SPEC</b>
<b>YOUTH SPORTS</b>					
Elementary Basketball	3	101	303	282	606
Middle School Boys Basketball	15	92	1,380	1,386	9,000
<b>Totals Youth Sports</b>	<b>18</b>	<b>193</b>	<b>1,683</b>	<b>1,668</b>	<b>9,606</b>
<b>Total Activities for December 2019</b>					
	<b>205</b>	<b>2,883</b>	<b>11,843</b>		<b>9,939</b>
Total Activities December 2018	216	2,609	11,387	11,387	9,397
<b>DISTRICT REGULAR USER GROUPS</b>					
<i>Carmichael Park/ Ball Fields, La Sierra, Del Campo</i>					
Advisory Board Meeting (CH2)	1	15	15	15	
American Legion (Vets Hall)	1	15	15	15	
Bike Hikers - Sacramento	0	0	0	45	
Boy Scouts - Crew 55 (LS - Cypress Room)	0	0	0	60	
Cactus and Succulent Society (CH1)	1	90	90	95	
Capital A's Club (Vets Hall)	1	150	150	150	
Carmichael Senior Softball Tues (BF3&4)	3	30	90	140	
Carmichael Senior Softball Thurs(BF3&4)	3	30	90	175	
Disabled American Veterans (VH & NR) (DAV)	1	40	40	40	
Organic Gardening Club (CH1)	1	35	35	35	
Farmers Market - Sundays	5	1,000	5,000	5,000	
<b>Totals District User Groups</b>	<b>17</b>	<b>1,405</b>	<b>5,525</b>	<b>5,770</b>	
<b>RENTAL FACILITY USE</b>					
<b>Carmichael Park</b>					
<b>Clubhouse 1 &amp; 2 - 2 Rentals</b>				<b>4 Rentals</b>	
Tim Olteanu	1	80	80		
Diana Bradshaw	1	90	90		
<b>Veterans Hall - 2 Rentals</b>				<b>3 Rentals</b>	
Kathryn Thompson	1	50	50		
John Daley	1	20	20		
<b>Total Rental Facility Use Carmichael Park</b>	<b>4</b>	<b>240</b>	<b>240</b>	<b>1,545</b>	
<b>La Sierra Community Center</b>					
<b>John Smith Hall - 13 Rentals</b>				<b>10 Rentals</b>	
Regina Smith	1	140	140		
Austin Ceglecki	1	55	55		
Donna Spitzer	1	249	249		
Jennifer Emory - CMP	1	200	200		
Kathi Barber - TRS	1	80	80		
Oleg Brodovinskiy - Montessori Preschool	1	350	350		
Asifa Ali	1	200	200		
Vita Malae	1	350	350		
Alicia O'Brien-Rex Moore	1	250	250		
Darrell Price	1	115	115		
Elvira Griffen	1	125	125		
Delia Gandara	1	200	200		
Julia Synhorst	1	150	150		

<b>December 2019</b>	<b># OF DAYS</b>	<b>AVG. DAILY ATTEND.</b>	<b>2019 TOTAL ATTEND</b>	<b>2018 TOTAL ATTEND</b>	<b>2019 EST SPEC</b>
<b>John Smith Hall Kitchen Only - 1 Rentals</b>				<b>0 Rentals</b>	
Jenn Wilson - TRS	1	40	40		
<b>Cypress Room - 10 Rentals</b>				<b>9 Rentals</b>	
Josphat Wainaina	5	35	175		
Winifred Offiah	1	100	100		
Veronica Walker	1	100	100		
Pamela Gonzalez	1	80	80		
Kathi Barber - TRS	1	30	30		
Abdulbaset Amaghrbel	1	100	100		
<b>Room 800 - 3 Rentals</b>				<b>4 Rentals</b>	
Kathi Barber - TRS	1	40	40		
Becky Jolly	1	50	50		
Paul Lowe	1	10	10		
<b>Sierra Rooms - 0 Rentals</b>	0	0	0	<b>0 Rental</b>	
<b>Gymnasiums - 46 Rentals</b>				<b>52 Rentals</b>	
Dean Stark - Waldorf School	1	30	30		
Kathi Barber - TRS	2	80	160		
Curtis Gee - SPVC	35	60	2,100		
Stephen Buzzard - Buzzard Ball	8	20	160		
<b>Total Rental Use La Sierra</b>	<b>73</b>	<b>3,239</b>	<b>5,639</b>	<b>4,807</b>	
<b>Total Rental Use (CP and LS Rentals Only)</b>	<b>77</b>	<b>3,479</b>	<b>5,879</b>	<b>5,507</b>	
<b>Total Group User/Rentals December 2019</b>	<b>94</b>	<b>4,884</b>	<b>11,404</b>		
Total Group/Rental December 2018	106	4,855	12,140	12,140	
<b>GRAND TOTAL December 2019</b>	<b>299</b>	<b>7,767</b>	<b>23,247</b>		<b>9,939</b>
GRAND TOTAL December 2018	322	7,464	23,527	23,527	9,397

# Memo

Carmichael



RECREATION AND  
PARK DISTRICT

**To:** Advisory Board of Directors

**From:** Alaina Lofthus, Recreation Services Manager

**Date:** January 16, 2020

**Subject:** Recreation Activity Year Summary Comparison Report

---

Attached is the recreation activity year summary comparison report for 2017, 2018, and 2019. These reports reflect the number of people using the district facilities, participating in recreation programs, and attending special events. The report focuses on comparisons on average daily attendance and total daily attendance.

Here are some highlights reflected in the report:

- **Events:** The Saturdays Summer Concert Series experienced a large growth in attendance this year. Roughly 12,480 people attended the district's 13 Saturday concerts. Bands like Mumbo Gumbo, Wasted Space, Fried Brothers Band, Dave Russell Band and Todd Morgan & the Emblems hit the stage this past summer at Carmichael Park. The district experienced a decrease in this year's egg hunt due primarily to wet weather conditions on the day of the event.
- **Classes:** The district has several classes that continue to be well attended each month throughout the year. These classes include: Baby Ballet, Fitness, Kidz Love Soccer, Tai Chi, and Tennis. Baby Ballet (779), Tennis (634), and Fitness (1,611) all experienced significant increases in their total attendance. Although some classes were not offered this year, decreasing the total attendance amount, it is still promising that the average daily attendance slightly increased demonstrating that the classes the district does offer, are getting consistent numbers. One of the district's most popular classes, Tai Chi experienced a decline this year as the instructor was out for a period of months, before returning from retirement to continue teaching.
- **Youth Development Programs:** The youth development programs continue to experience consistent attendance numbers. Kids Hangout After School Program increased its average daily attendance this year by two participants. One of the largest areas of increase is in the total average daily attendance for the school break camps. In 2019, the district had 271 children attend the school break

camps compared to 258 a year ago. The average daily attendance shows it decreased in 2019, 52 from 60 in 2018, but this apparent decrease is only reflective of the lack of attendance at the Kids Carnival in 2019. The district decided to redirect staff resources to other areas within the district and did not offer the carnival this past year.

- Sports: The District's adult sports leagues experienced growth in the number of sports teams participating in the leagues. The basketball leagues increased by 12 teams and the volleyball leagues increased by eight teams. Softball remained consistent with 20 teams, the same number the district had in 2018. Overall, the district had 277 adult sports teams play in the leagues compared to 257 teams in 2018.

The youth sports leagues experienced significant growth in the average daily attendance from 43 in 2018 to 49 in 2019. Eight of the 13 programs increased participation numbers. The district's four youth volleyball programs had the largest participation increase this year as the popularity of this sport continues to grow, and the facilities at La Sierra provide one of the best places to play.

- User Groups: The district continues to provide facilities for community and youth-oriented groups to meet and/or play at reduced rates to help increase the opportunity for district residents to recreate. The Carmichael Senior Citizen Club celebrated its 50-year anniversary in April 2019. This group has approximately 20 members who meet twice a month in the Clubhouse at Carmichael Park to socialize, play games, and plan trips.
- Facility Rentals: The most significant increase this year in facility rentals were the Clubhouse at Carmichael Park, and the John Smith Hall and Cypress Room at the La Sierra Community Center. The La Sierra Community Center experienced the largest number of rentals in 2019 with 669, an increase of 33 rentals from the previous year, while Carmichael Park had 160 rentals. Overall, facility rentals increased in 2019 from 829 compared to 800 in 2018.
- Grand Totals: The district continues to provide services for community members with a total attendance at district events, programs, classes, facilities, and fields of over 430,000 this past year!

## Recreation Activity Year Summary Comparison Report

Events, Classes, Programs, User Groups, and Rentals	2019 AVG. DAILY ATTEND.	2018 AVG. DAILY ATTEND.	2017 AVG. DAILY ATTEND.
<b>Events</b>			
Park Rec & Eat It	800	855	1,000
Egg Hunt and Pancake Breakfast	2,000	4,000	2,000
Jensen Botanical Garden Workday	8	7	9
Community Garden Workday	21	25	22
Creek Week Celebration	1,500	1,200	100
Community Dance	250	200	
Concerts in the Park - Saturdays	982	913	867
Concerts in the Park - Sundays	117	283	225
Community Band Fest	600	500	600
4th of July Fireworks Show	5,000	7,000	7,000
Movie in the Park		250	200
Founder's Day	2,500	2,500	3,000
Berkinpaas Dedication			60
Wall of Honor	50	60	30
Annual Tree Lighting / Park Rec and Eat It	1,500	1,500	1,000
Silent Sleigh	500	200	300
Sutter Jensen Community Park Dedication Event		60	
<b>Average and Total Events</b>	<b>1,131</b>	<b>1,222</b>	<b>1,094</b>
<b>Programs/Classes</b>			
Back Strengthening		6	
Baby Ballet (includes Pre-Ballet)	17	17	14
Babysitting Safety	16	21	
Cardio Dance		5	3
Clay Camp			3
Community Garden - Sutter	17	21	15
CPR/First Aid	7	5	5
Creative Movement	10	9	16
Dog Obedience			4

2019 TOTAL ATTEND.	2018 TOTAL ATTEND.	2017 TOTAL ATTEND.
5,600	9,400	9,200
2,000	4,000	2,000
91	86	71
186	198	156
1,500	1,200	100
250	200	
12,480	9,752	9,600
350	850	1,150
600	600	600
5,000	7,000	7,000
	850	200
2,500	2,500	3,000
		60
50	60	30
1,500	1,500	1,000
500	200	300
	60	
<b>32,607</b>	<b>38,456</b>	<b>34,467</b>
0	88	0
779	694	1,252
32	42	0
0	107	107
0	0	21
6,132	7,620	5,175
72	180	48
308	340	1,290
0	0	28

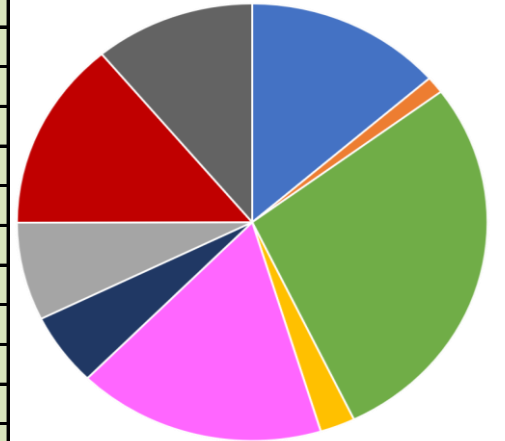




<b>Events, Classes, Programs, User Groups, and Rentals</b>	<b>2019 AVG. DAILY ATTEND.</b>	<b>2018 AVG. DAILY ATTEND.</b>	<b>2017 AVG. DAILY ATTEND.</b>
Estate Planning		5	
Fitness	7	8	4
Flow Arts for Kids, Introduction	2		
Guitar - Introduction	5	9	6
Hoop Dance	5	4	3
Hula for Fitness			5
Hula for Kids			7
Jazz Dance		6	7
Karate for Kids		7	
Kidz Love Soccer	31	32	29
Lego Camp	21	18	12
Line Dancing Beginning		6	1
Mad Science Camp		17	11
Migrating to Windows 10 from Windows 7	4		
Mommy/Daddy & Me Playdate	4	5	5
Mosaic Design			1
Piano Lessons		4	
Pottery			3
Pre-School Hip Hop Tap	4	3	
Quilt Away Camp			8
Sign Language - Beginning	9	4	6
Summer Reading Program	16	20	
Tai Chi	9	12	13
Tap - Beginning	4	4	2
Tennis	9	7	9
Zumba/Circuit			2
Ukrainian Egg Decorating			10
<b>Average and Total Programs/Classes</b>	<b>11</b>	<b>10</b>	<b>7</b>

<b>2019 TOTAL ATTEND.</b>	<b>2018 TOTAL ATTEND.</b>	<b>2017 TOTAL ATTEND.</b>
0	9	0
1,611	1,369	843
4		
138	338	72
112	91	29
0	0	36
0	0	28
0	66	277
0	126	0
980	1,034	882
63	72	60
0	24	16
0	260	110
9		
96	217	93
0	0	4
0	64	0
0	0	35
90	71	0
0	0	16
175	82	151
416	291	0
803	1,080	1,826
96	151	37
634	537	526
0	0	24
0	0	10
<b>12,550</b>	<b>14,953</b>	<b>12,996</b>

**2019 Classes:  
Total Attendance**

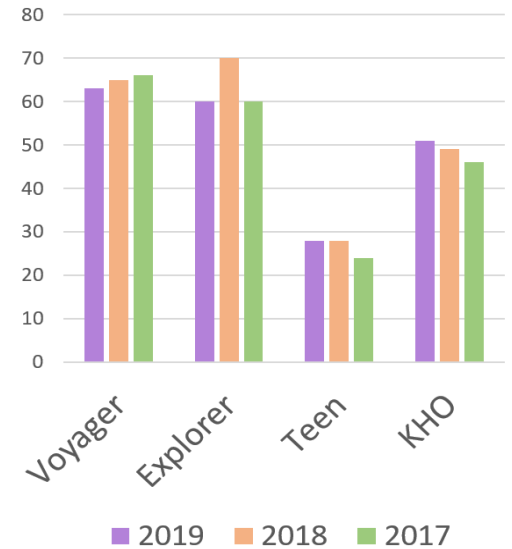


- Baby Ballet
- CPR/First Aid
- Fitness
- Guitar
- Kidz Love Soccer
- Creative Movement
- Summer Reading Program
- Tai Chi
- Tennis

<b>Events, Classes, Programs, User Groups, and Rentals</b>	<b>2019 AVG. DAILY ATTEND.</b>	<b>2018 AVG. DAILY ATTEND.</b>	<b>2017 AVG. DAILY ATTEND.</b>
<b>Youth Development Programs</b>			
Summer Day Camps			
Voyager	63	65	66
Explorer	60	70	60
Teen	28	28	24
Six Flags	35	36	26
Sunsplash	41	60	62
Kid's Carnival		200	350
Building Bridges			
Carmichael	84	85	85
Deterding	84	85	85
Kelly	84	85	85
Peck	84	85	85
Rogers	58	55	55
Kid's Hang Out			
After Care	51	49	46
Thanksgiving Break	52	48	42
Winter Break - Week 1	38	40	36
Winter Break - Week 2	53	58	45
President's Week Break	66	48	55
Spring Break	62	64	54
Kid's Night Out	18	23	
Tiny Tots			
Monday, Wednesday, Friday	13	14	14
Tuesday, Thursday	9	11	10
<b>Average and Total Programs/Classes</b>	<b>52</b>	<b>60</b>	<b>68</b>

<b>2019 TOTAL ATTEND.</b>	<b>2018 TOTAL ATTEND.</b>	<b>2017 TOTAL ATTEND.</b>
2,612	3,038	2,764
2,481	3,284	2,493
1,200	1,301	1,027
35	36	26
41	60	62
0	200	350
14,970	14,365	15,555
14,970	14,365	15,555
14,970	14,365	15,555
14,970	14,365	15,555
10,266	9,295	10,065
9,976	9,764	8,785
156	144	126
152	120	144
159	232	180
264	192	220
310	320	270
159	159	
1,357	1,760	1,640
553	838	861
<b>89,601</b>	<b>88,203</b>	<b>91,233</b>

**2019 Youth Development:  
Average Daily Attendance**

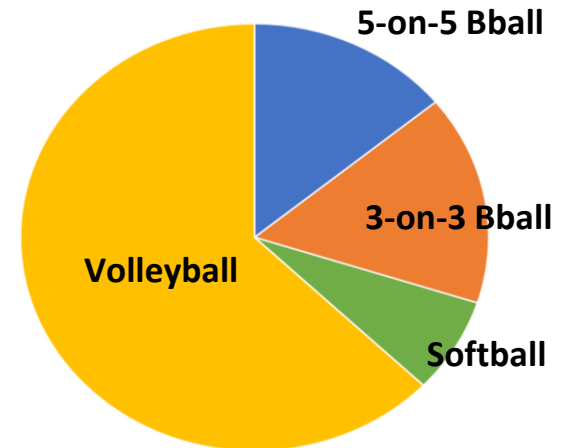
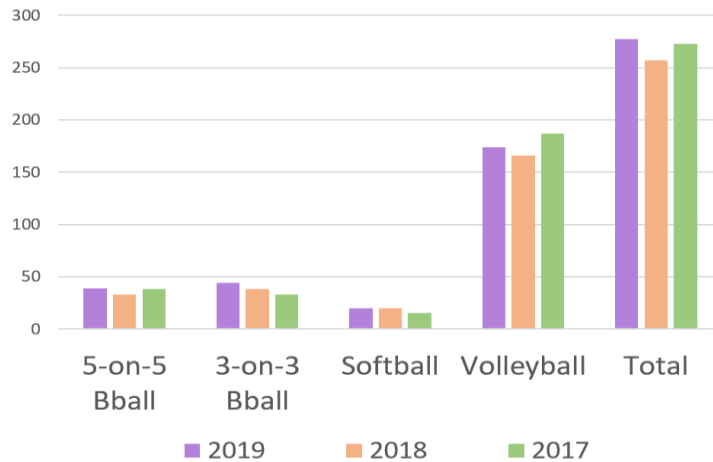


<b>Events, Classes, Programs, User Groups, and Rentals</b>	<b>2019 AVG. DAILY ATTEND.</b>	<b>2018 AVG. DAILY ATTEND.</b>	<b>2017 AVG. DAILY ATTEND.</b>
<b>Adult Sports</b>			
Adult Basketball Leagues -			
5-on-5 Mon	93	95	90
3-on-3 Wed	53	48	50
Adult Softball League	90	102	98
Adult Volleyball Leagues -			
Women's Tues. "A" Division	30		39
Women's Tues. "BB" Division	88	78	77
Co-Ed Wed. Reverse Quads "A" Division	47	61	69
Co-Ed Thurs. "CC" Division	90	89	81
Women's Thurs Quads "A" Div	34	31	35
Women's Thurs Quads "B" Div	37	28	39
Pickleball	27	26	26
<b>Average and Total Adult Sports</b>	<b>59</b>	<b>62</b>	<b>60</b>

<b>2019 TOTAL ATTEND.</b>	<b>2018 TOTAL ATTEND.</b>	<b>2017 TOTAL ATTEND.</b>
3,770	3,740	3,600
1,849	3,915	1,845
2,716	2,645	2,565
400	0	1,056
3,368	2,736	2,928
1,916	2,196	2,058
3,512	3,136	3,232
1,338	1,116	1,350
1,488	960	1,512
3,332	3,408	3,449
<b>23,689</b>	<b>23,852</b>	<b>23,595</b>

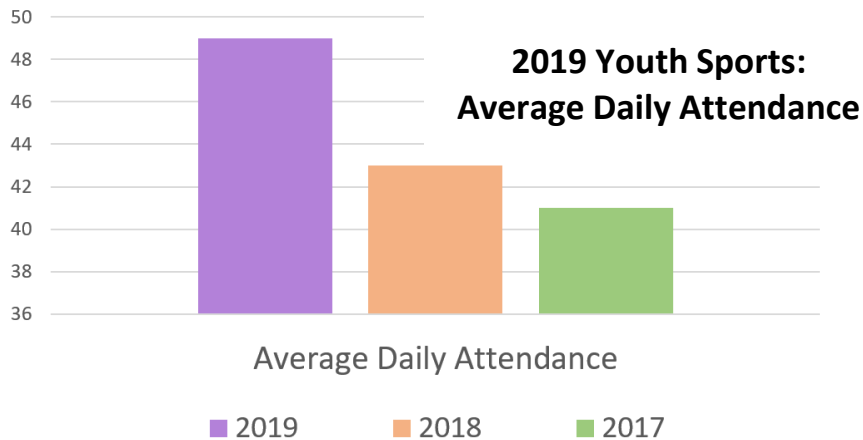
### Adult Sports Team Totals

<b>Sport</b>	<b>2019</b>	<b>2018</b>	<b>2017</b>
5-on5 Basketball	39	33	38
3-on-3 Basketball	44	38	33
Softball	20	20	15
Volleyball	174	166	187
<b>Total</b>	<b>277</b>	<b>257</b>	<b>273</b>



<b>Events, Classes, Programs, User Groups, and Rentals</b>	<b>2019 AVG. DAILY ATTEND.</b>	<b>2018 AVG. DAILY ATTEND.</b>	<b>2017 AVG. DAILY ATTEND.</b>
<b>Youth Sports</b>			
Elementary Volleyball	43	33	23
Spring Volleyball Clinics	22	18	17
Summer Volleyball Camps		15	15
Jr. NFL Flag Football		18	18
Elementary Flag Football Skills Clinics	11	9	16
Elementary Basketball	96	106	113
Pee Wee Basketball (1st & 2nd Grade)	51	66	44
Summer Basketball Camps	25	19	37
Elementary Track and Field	45	44	29
Middle School Volleyball	98	91	81
Middle School Flag Football	17	19	14
Middle School Boys Basketball	88	85	108
Middle School Girls Basketball	61	66	54
Middle School Summer Volleyball Clinics		7	10
Cougars Football Strength and Conditioning	62	89	84
Cougars Volleyball Strength and Conditioning	62		35
<b>Average and Totals Youth Sports</b>	<b>49</b>	<b>43</b>	<b>41</b>

<b>2019 TOTAL ATTEND.</b>	<b>2018 TOTAL ATTEND.</b>	<b>2017 TOTAL ATTEND.</b>
301	231	184
132	108	85
0	75	75
0	630	630
66	45	80
1,619	1,272	1,923
357	462	308
125	95	185
855	572	580
3,528	3,003	2,900
340	703	492
4,084	3,782	3,240
2,379	2,442	2,214
0	49	70
2,510	4,278	3,996
1,064	0	840
<b>17,360</b>	<b>17,747</b>	<b>17,802</b>

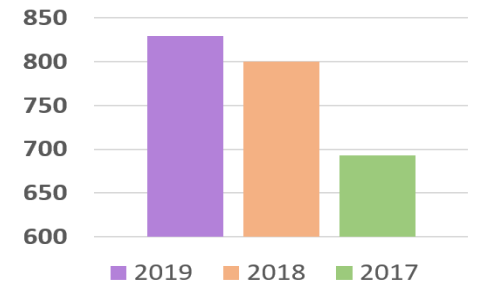
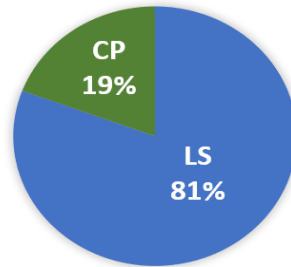
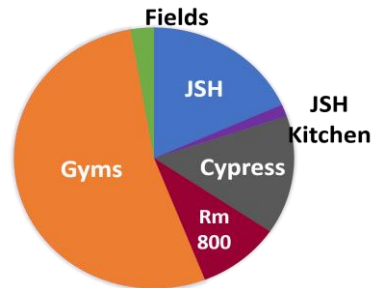
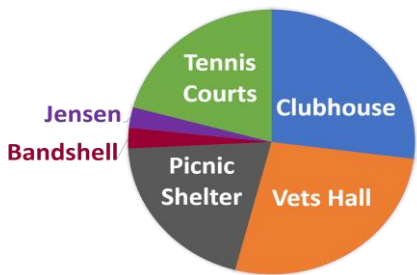


<b>Events, Classes, Programs, User Groups, and Rentals</b>	<b>2019 AVG. DAILY ATTEND.</b>	<b>2018 AVG. DAILY ATTEND.</b>	<b>2017 AVG. DAILY ATTEND.</b>	<b>2019 TOTAL ATTEND.</b>	<b>2018 TOTAL ATTEND.</b>	<b>2017 TOTAL ATTEND.</b>
<b>District Regular User Groups</b>						
Carmichael Park/ Ball Fields, La Sierra, Del Campo						
Advisory Board Meeting (CH2)	15	16	29	175	210	290
American Legion (Vets Hall)	29	16	19	315	175	190
Assistance Women's League (CH 1&2)	111	150	133	1,150	1,500	930
Bike Hikers - Sacramento	70	59	50	700	645	550
Boy Scouts and Venture Crew (Garfield House/Cypress Room)	13	23	20	205	1,440	2,220
Cactus and Succulent Society (CH1)	106	109	105	1,170	1,595	1,050
Capital A's Club (Vets Hall)	132	132	127	1,450	1,450	1,400
Capital Valley Youth Soccer League (LS) La Sierra Club	150	150	150	7,500	12,750	13,200
Capital Valley Youth Soccer League (LS) Carmichael Club	700	540	642	37,100	55,450	66,400
American River Futbol Club (DC Park)	30	100		690	5,100	0
Del Campo Youth Soccer Club (DC Park)	30			690	0	0
Carmichael Girls Softball Games/Practices (BF 1-5)	203	238	306	37,375	42,500	54,150
Carmichael Little League (LS)	203	238	225	37,075	42,500	44,800
Carmichael Senior Citizen Club (CH1)	22	24	25	410	490	475
Carmichael Senior Softball	95	103	134	4,552	5,352	6,337
Cub Scout Pack 55 (VH)		65	52	0	325	2,046
Disabled American Veterans (VH & NR) (DAV)	42	38	28	460	455	305
Farmers Market	1,436	1,367	1,169	68,600	68,200	58,481
Girl Scout Troop 1555 (NR)			24	0	0	480
Organic Gardening Club (CH1)	35	54	81	345	645	890
Rio Americano Tennis Matches			50	0	0	400
Sacramento Rugby Club			60	0	0	60
<b>Average Totals District User Groups</b>	<b>190</b>	<b>190</b>	<b>171</b>	<b>199,962</b>	<b>240,782</b>	<b>254,654</b>

Events, Classes, Programs, User Groups, and Rentals	2019 AVG. DAILY ATTEND.	2018 AVG. DAILY ATTEND.	2017 AVG. DAILY ATTEND.
<b>Rental Facility Use</b>			
<b>Carmichael Park</b>			
Clubhouse 1 & 2	364	322	393
Veterans Hall	170	156	411
North Room			
Picnic Shelter	244	274	333
Bandshell	90	110	133
Jensen Botanical Garden	14	5	45
Tennis Courts	33	28	21
Softball Fields	15	200	
Disc Golf Course		20	
<b>Average and Total Rental Facility Use Carmichael Park</b>	<b>133</b>	<b>139</b>	<b>223</b>
<b>La Sierra Community Center</b>			
John Smith Hall	1,786	2,822	1,500
JSH Kitchen	29	11	8
Cypress Room	420	334	254
Room 800	119	166	142
Sierra Rooms	40	106	151
Gymnasiums	317	228	276
Field Rental	79	40	
<b>Average and Total Rental Use La Sierra</b>	<b>399</b>	<b>529</b>	<b>389</b>

2019 TOTAL ATTEND.	2018 TOTAL ATTEND.	2017 TOTAL ATTEND.
4,505	3,865	5,005
1,925	2,246	3,880
0	0	0
2,200	3,015	3,660
450	1,100	1,200
72	50	404
880	890	590
30	200	0
0	20	0
<b>10,062</b>	<b>11,386</b>	<b>14,739</b>
22,409	38,015	20,905
320	100	85
6,190	5,540	6,362
1,755	2,641	2,985
240	1,280	1,910
21,918	22,428	21,103
1,795	820	0
<b>54,627</b>	<b>70,824</b>	<b>53,350</b>

2019 Total Rentals	2018 Total Rentals	2017 Total Rentals
43	37	53
43	42	67
0	0	0
32	38	32
4	6	3
4	1	4
33	38	21
1	1	0
0	1	0
<b>160</b>	<b>164</b>	<b>180</b>
122	106	91
10	6	5
98	75	104
64	65	79
2	4	7
355	359	227
18	21	0
<b>669</b>	<b>636</b>	<b>513</b>



<b>Events, Classes, Programs, User Groups, and Rentals</b>	<b>2019 AVG. DAILY ATTEND.</b>	<b>2018 AVG. DAILY ATTEND.</b>	<b>2017 AVG. DAILY ATTEND.</b>	<b>2019 TOTAL ATTEND.</b>	<b>2018 TOTAL ATTEND.</b>	<b>2017 TOTAL ATTEND.</b>
<b>TOTALS</b>				<b>2019</b>	<b>2018</b>	<b>2017</b>
Recreation Events, Classes, Programs, and Sports				175,807	183,211	180,093
User Groups				199,962	240,782	254,654
Rentals				64,689	82,210	68,089
<b>GRAND TOTALS</b>				<b>440,458</b>	<b>506,203</b>	<b>502,836</b>